

# DILIA - A DIGITAL LIBRARY ASSISTANT

## *A new approach to information discovery through information extraction and visualization*

Inessa Seifert<sup>1</sup>, Kathrin Eichler<sup>2</sup>, Holmer Hemsen<sup>2</sup>, Sven Schmeier<sup>2</sup>, Michael Kruppa<sup>1</sup>,  
Norbert Reithinger<sup>1</sup>, Günter Neumann<sup>2</sup>

<sup>1</sup>*Intelligent User Interfaces*, <sup>2</sup>*Language Technology, DFKI (German Research Center for Artificial Intelligence)*  
*Alt-Moabit 91 C, 10559 Berlin, Germany*

*inessa.seifert@dfki.de, kathrin.eichler@dfki.de, holmer.hemsen@dfki.de, sven.schmeier@dfki.de, michael.kruppa@dfki.de*  
*norbert.reithinger@dfki.de, guenter.neumann@dfki.de*

Keywords: digital libraries, technical term extraction, information discovery, visualization, co-author networks

Abstract: This paper presents preliminary results of our current research project DiLiA (**D**igital **L**ibrary **A**ssistant). The goals of the project are twofold. One goal of the project is the development of *domain-independent* information extraction methods. The other goal is the development of information visualization methods that interactively support researchers at time consuming information discovery tasks. We first describe issues that contribute to high cognitive load during exploration of unfamiliar research domains. Then we present a domain-independent approach to technical term extraction from paper abstracts, describe the architecture of the DiLiA, and illustrate an example co-author network visualization.

## 1 INTRODUCTION

This paper presents preliminary results of our current research project DiLiA (**D**igital **L**ibrary **A**ssistant). Our research goals are twofold. One goal of the project is the development of sophisticated *domain-independent* information extraction techniques that aim at retrieving specific entities (e.g., technical terms, key ideas) and relations (e.g., citations, co-authorships) among the documents contained in a digital library.

The other goal of the project involves the development of sophisticated visualization methods in order to interactively support researchers at time consuming information seeking tasks. These methods should visually present huge result sets caused by vaguely defined search queries and allow the information seekers to examine, analyze, and manipulate multitudinous dimensions of query results from various perspectives.

Finally, we aim at combining these two techniques to make the extracted structures and relations concealed in result sets transparent to information seekers.

In this paper, we will exemplify aspects that contribute to the cognitive complexity of information discovery tasks. We will outline information extraction

methods that can be used for pre-processing of data contained in digital libraries. In doing so, parts of the mental work that has to be accomplished by the information seeker can be offloaded to the assisting system. We will discuss characteristic requirements for data visualization in digital libraries. Finally, we will conclude with an example visualization that illustrates our preliminary results.

## 2 INFORMATION SEEKING

Information seeking is a complex and cognitively demanding task that has a close relation to learning and problem solving (Vakkari, 1999). The information seeking process starts with an initial concept of a search goal that is derived from the user's prior knowledge about the problem domain. Based on this knowledge, the information seeker defines an initial search query. The analysis of the retrieved query results contributes to generation of new concepts, revision of search goals, and formulation of new queries. Concepts, search goals, as well as criteria for assessing the relevance of articles from the query results evolve during the information seeking process and cannot be specified in advance (Bates, 1989).

The lack of domain specific knowledge leads to

underdetermined and unclear search goals that are reflected in the definition of vague search queries. Such search queries contribute to a huge number of resulting hits. Examining a great amount of scientific literature is a time consuming endeavor.

Each article is distinguished by a *title*, *authors*, a short description (i.e., *abstract*), a *source* (e.g., book, journal, etc.), publishing date (e.g., *year*), and its *text*. These attributes can contain specific words, i.e., *terms* that can be recognized by the information seeker as relevant and trigger the formulation of refined search queries (Barry, 1994; Anderson, 2006).

Studies conducted by (Anderson, 2006) reported that it was difficult to find and specify appropriate terms to define more precise search queries, especially, if an information seeker was unfamiliar with the terminology of the problem domain, or if this terminology changed over time.

### 3 INFORMATION EXTRACTION

Our idea for domain-independent term extraction is based on the assumption that, regardless of the domain we are dealing with, the majority of the TTs in a document are in nominal group positions. To verify this assumption, we manually annotated a set of 100 abstracts from the biology part of the *Zeitschrift fuer Naturforschung*<sup>1</sup> (ZfN) archive, which contains scientific papers published by the ZfN between 1997 and 2003. We found that 94% of the annotated terms were in fact in noun group positions. The starting point of our method for extracting terms is therefore an algorithm to extract nominal groups from a text. We then classify these nominal groups into TTs and non-TTs using frequency counts retrieved from the MSN search engine. For the extraction of term candidates, we use the nominal group (NG) chunker of the GNR tool developed by (Spurk, 2006), which we slightly adapted for our purposes. The advantage of this chunker compared to other chunkers is that it is domain-independent because it is not trained on a particular corpus but relies on patterns based on closed class words (e.g. prepositions, determiners, coordinators), which are available in all domains. Using lists of closed-class words, the NG chunker determines the left and right boundaries of a word group and defines all words in between as an NG. In order to find the TTs within the extracted NG chunks, we use a frequency-based approach. Our assumption is that terms that occur mid-frequently in a large corpus are the ones that are most associated with some

<sup>1</sup><http://www.znaturforsch.com/>

topic and will often constitute technical terms. To test our hypothesis, we retrieved frequency scores for all NG chunks extracted from our corpus of abstracts from the biology domain and calculated the ratio between TTs and non-TTs for particular maximum frequency scores. To retrieve the frequency scores for our chunks, we use the internet as reference corpus, as it is general enough to cover a broad range of domains, and retrieve the scores using the Live Search API of the MSN search engine<sup>2</sup>. The results confirm our hypothesis, showing that the ratio increases up to an MSN score threshold of about 1.5 million and then slowly declines. This means that chunks with mid-frequency score are in fact more likely to be technical terms than terms with a low or high score.

To optimize the lower and upper boundaries that define 'mid-frequency', we maximized the F-measure achieved on our annotated biology corpus with different thresholds set. Evaluating our algorithm on our annotated corpus of abstracts, we obtained the following results. From the biology corpus, our NG chunker was able to extract 1264 (63.2%) of the 2001 annotated TTs in NG position completely and 560 (28.0%) partially. With the threshold optimized for the F-measure (6.05 million), we achieved a precision of 57.0% at recall 82.9% of the total matches. These results are comparable to results for GN learning, e.g. those by (Yangarber et al., 2002) for extracting diseases from a medical corpus. We also evaluated our approach on the GENIA corpus<sup>3</sup>, a standard corpus for biology. Considering all GENIA terms with POS tags matching the regular expression

$$JJ * NN * (NN|NNS)$$

as terms in NG position, we were able to evaluate our approach on 62.4% of all terms. With this data, we achieved 50.0% precision at recall 75.0%. A sample abstract from the ZfN data, with the automatically extracted TTs shaded, is shown in Figure 1. The key advantage of our approach over other approaches to GN learning is that it extracts a broad range of different TTs robustly and irrespective of the existence of morphological or contextual patterns in a training corpus. It works independent of the domain, the length of the input text or the size of the corpus, in which in the input document appears. This makes it, in principal, applicable to documents of any digital library.

<sup>2</sup><http://dev.live.com/livesearch/>

<sup>3</sup><http://www-tsujii.is.s.u-tokyo.ac.jp/genia/topics/Corpus/>

Acid phosphatase activities in a culture liquid and mycelial extract were studied in submerged cultures of the filamentous fungus *Humicola lutea* 120-5 in casein-containing media with and without inorganic phosphate (Pi). The Pi-repressible influence on the phosphatase formation was demonstrated. Significant changes in the distribution of acid phosphatase between the mycelial extract and culture liquid were observed at the transition of the strain from exponential to stationary phase. Some differences in the cytochemical localization of phosphatase in dependence of Pi in the media and the role of the enzyme in the release of available phosphorus from the phosphoprotein casein for fungal growth were discussed.

Figure 1: Sample output of our TT extraction algorithm

## 4 ARCHITECTURE

The system's architecture makes use of several standardized paradigms in order to guarantee a robust, scalable application that is based on reusable components. It consists of a 3-tier web-based client server architecture. The client side has been developed as a Rich Internet Application (RIA) realized in Adobe Flex<sup>4</sup>. This application follows the model-view-controller (MVC) concept. The flex prototype makes use of the Cairngorm<sup>5</sup> MVC implementation which ensures a consequent MVC realization. The client utilizes server side PHP<sup>6</sup> classes to query the digital library database. The queries are executed by the Lucene Search Engine<sup>7</sup>. The Lucene Index holds all documents of the digital library including their metatags like author, headline, abstract, publishing year, etc.. The results of the described information extraction (see section 3) are represented as additional metatag fields of a document. As the metatag representation in the index is realized by separate fields it is possible to formulate search queries that search only in a subset of all metatags. With this the impact of the described information extraction results can be measured directly.

The connection between PHP and the Lucene Search engine is established by the PHP Javabridge<sup>8</sup>. Finally, the communication between Flex (which is compiled into a Flash Movie) and the server side PHP classes is realized using Weborb<sup>9</sup>. Weborb handles the serialization/deserialization of data and the interfacing of methods between PHP and Flex. To de-

termine the topic labels, we use the Carrot clustering engine<sup>10</sup> which is fed with the results of the Lucene Search Engine. Thus the results of the information extraction also influence the clusters topics. The server side environment is based on the Apache HTTP Server<sup>11</sup> and Apache Tomcat<sup>12</sup>. The information flow between server and client is visualized in Figure 2.

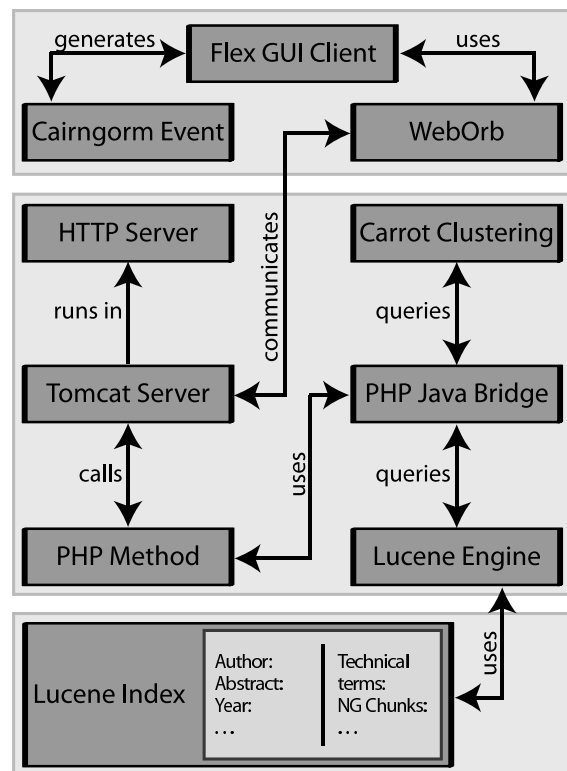


Figure 2: The general DILIA architecture

<sup>4</sup><http://www.adobe.com/products/flex/>  
<sup>5</sup><http://opensource.adobe.com/wiki/display/cairngorm/>  
<sup>6</sup><http://www.php.net>  
<sup>7</sup><http://lucene.apache.org/>  
<sup>8</sup><http://php-java-bridge.sourceforge.net>  
<sup>9</sup><http://www.themidnightcoders.com/products/weborb-for-php/>

<sup>10</sup><http://project.carrot2.org/>  
<sup>11</sup><http://httpd.apache.org/>  
<sup>12</sup><http://tomcat.apache.org/>

## 5 INFORMATION VISUALIZATION

The main purpose of the information visualization techniques is to present the data contained in a digital library and provide interactive operations to the information seeker that facilitate exploration of its content. Commonly used visualizations include a query panel for the formulation of search queries and a simple hit list that presents meta information such as author's names, title, etc. (e.g., search engines such as [www.google.com](http://www.google.com)). Digital libraries specialized in specific research fields provide a possibility for browsing in manually annotated categories, journal, conference, or workshop catalogs that convey an overview about a research topic and facilitate the exploration (see e.g., <http://www.lt-world.org/>). Recently developed domain-independent search engines employ clustering algorithms that allow for efficient online-clustering of query results into *topics* that can be used for filtering of information or further query formulations (see, e.g., <http://www.cuil.com/>, <http://www.kartoo.com/>, <http://www.quintura.com/>).

Alternatively to hit lists, digital libraries offer graph-based representations of hierarchically structured topics, citation and co-author networks.

Spatially inspired *concept spaces* display different concepts that involve central terms retrieved from clustered query results (Zhang et al., 2002). Spatial distance between the concepts conveys similarity relations between the extracted terms.

Topic maps provided by HighWire digital library consist of tree-based structures that include hierarchically structured topics and subtopics<sup>13</sup>. The interactive operations allow for expanding topics in order to reach a finer level of granularity.

3D-visualizations present the content of a digital library as cone trees (Robertson et al., 1991; Mizukoshi et al., 2006). Cones stand for different topics and subtopics that contain documents represented as leaves of a tree. The user can interactively rotate the cones to examine the titles of the documents.

The major problem in the visualization of citation and co-author networks is a great number of documents and a high connectivity of scientific papers. Large graphs compromise the performance of assisting systems and contribute to mental information overload, since they are hard to understand (Herman et al., 2000). One of the approaches, for example, reduces the amount of edges leading from one article to another by employing a minimal tree-spanning algorithm for extraction of shortest paths connecting

<sup>13</sup><http://highwire.stanford.edu/help/hbt/>

the articles (Elmqvist and Tsigas, 2007). Displaying only these paths allowed for better visual inspection of citation clusters. Although the works described so far cover specific aspects of this problem, it is still an open research question how to efficiently combine information extraction techniques with interactive visualizations to support the information discovery during exploration of scientific literature.

In the following section, we will present an example visualization of a co-author network that can be filtered according to the topics extracted from abstracts of cooperatively published papers.

## 6 AN EXAMPLE CO-AUTHOR NETWORK

We used the data of the DBLP Computer Science Bibliography<sup>14</sup> to resolve the co-author relations between scientific publications. The DiLiA user interface implements basic functionality that enables the user to formulate a search query and receive a list of publications as a result. The user can select either an article or an author from the generated result list in order to analyze the scientific cooperations in a co-author network. The following figures illustrate two different views on the co-author network of Andreas Dengel who is a well known scientist in the knowledge representation and management community. The first view (Fig. 3) presents the author in

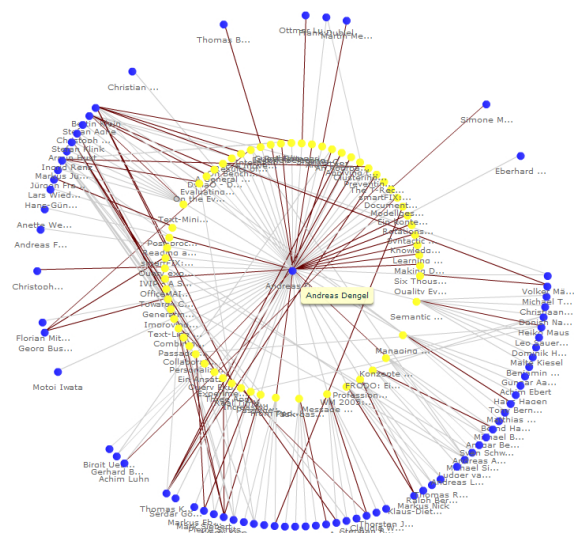


Figure 3: An example co-author network of “Andreas Dengel”

<sup>14</sup><http://www.informatik.uni-trier.de/~ley/db/>

the center, his publications in the first row, and corresponding collaborators in the second row. Since this author published a lot of papers in his scientific career, the co-author graph is considerably large.

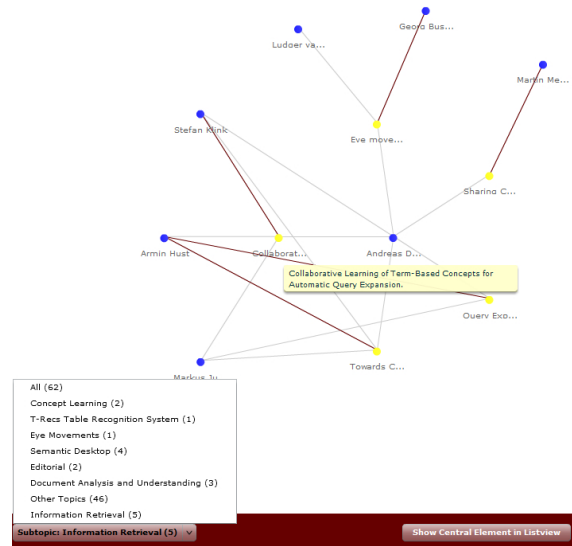


Figure 4: Filtering the co-author network of “Andreas Dengel” according to the topic “information retrieval”

The second view (Fig. 4) shows the publications and co-authors that correspond to the research topic “information retrieval.” The proposed topics are obtained using the clustering engine Carrot (see section 4) based on technical terms generated by the information extraction method described in section 3.

## 7 OUTLOOK AND FUTURE WORK

In this contribution, we presented an approach to support information discovery tasks that combined technical term (TT) extraction, topic retrieval, and visualization techniques. We introduced a new domain-independent TT extraction method that allowed for retrieving technical terms from paper abstracts without using any additional domain specific information (e.g., a lexicon or a seed-list). The extracted terms are used for subsequent online-clustering of the query results into topics. We illustrated a graph-based visualization of an example co-author network that provided an opportunity for filtering the author’s publications and collaborators according to the topics obtained through clustering of paper abstracts.

This example illustrates a clear advantage of the combination of information extraction techniques and interactive graph-based visualizations.

In the future, we plan to use the proposed TT extraction method for detecting the retrieved TTs in the body of a document. Then, we can concentrate only on those passages that contain the found TTs. In doing so, we can discover additional entities and relations that can be characteristic for a scientific paper or a set of papers without processing the whole text in an exceptionally efficient way. Such information extraction techniques combined with interactive visualizations will enable a collaborative processing of information by sharing it between a human and a machine.

## ACKNOWLEDGEMENTS

The research project DILIA (Digital Library Assistant) is co-funded by the European Regional Development Fund (EFRE) under grant number 10140159. We gratefully acknowledge this support.

## REFERENCES

- Anderson, T. D. (2006). Studying human judgments of relevance: interactions in context. In Ruthven, I., editor, *Proceedings of the 1st international conference on Information interaction in context*, pages 6–14. ACM.
- Barry, C. L. (1994). User-defined relevance criteria: An exploratory study. *Journal of the American Society for Information Science*, 45(3):149–159.
- Bates, M. (1989). The design of browsing and berrypicking techniques for the online search interface. *Online Review*, 13(5):407–424.
- Elmqvist, N. and Tsigas, P. (2007). Citewiz: A tool for the visualization of scientific citation networks. *Information Visualization*, 6(3):215–232. Technical Report 2004, published 2007.
- Herman, I., Melancon, G., and Marshall, M. (2000). Graph visualization and navigation in information visualization: A survey. *Visualization and Computer Graphics, IEEE Transactions on*, 6(1):24–43.
- Mizukoshi, D., Hori, Y., and Gocho, T. (2006). Extension models of cone tree visualizations to large scale knowledge base with semantic relations.
- Robertson, G. G., Mackinlay, J. D., and Card, S. K. (1991). Cone trees: animated 3d visualizations of hierarchical information. In *CHI '91: Proceedings of the SIGCHI conference on Human factors in computing systems*, pages 189–194, New York, NY, USA. ACM.
- Spurk, C. (2006). Ein minimal überwachtes Verfahren zur Erkennung generischer Eigennamen in freien Texten. Diplomarbeit, Saarland University, Germany.
- Vakkari, P. (1999). Task complexity, problem structure and information actions - integrating studies on information seeking and retrieval. *Information Processing and Management*, 35(6):819–837.

- Yangarber, R., Winston, L., and Grishman, R. (2002). Un-supervised learning of generalized names. In *Proceedings of the 19th International Conference on Computational Linguistics (COLING 2002)*.
- Zhang, J., Mostafa, J., and Tripathy, H. (2002). Information retrieval by semantic analysis and visualization of the concept space of d-lib magazine. *D-Lib<sup>TM</sup> Magazine*, 8(10).